

CUISINE SOLUTIONS, INC

2800 EISENHOWER AVE STE 450, ALEXANDRIA, VA 22314
 Phone: 703-270-2949

Experian BIN # 713462105

DUNS # 058606187

Search Inquiry: cuisine solutions / sterling / VA

Ordered: 3/12/2024 2:25:45 PM (UTC)

Analytics

Credit Logic Score



Key Score Factors

- CURRENT MONTH DAYS BEYOND TERMS 12 OR LESS.
- TAX LIENS OR JUDGMENTS PRESENT.
- COLLECTIONS PRESENT.
- TRADE PAYMENT PERCENTAGE CURRENT.

Data Depth Score



Data Depth Score is based on:

- Years in business
- Number of trade lines
- Number of bureaus pulled

* Indicates the volume of predictive data available on a company. Scale of 0-9 where 9 indicates greatest level of predictive data.

Business Failure Assessment

Caution

Assessment is based on a combination of the Credit Logic Score and Data Depth Score.

MultiMax Credit Guideline

\$268,400

This calculation is based on high credit amounts in recent trade payment history. Your final decision must be based upon your company's own business policies.

Highest Non-Financial Line: \$4,671,100

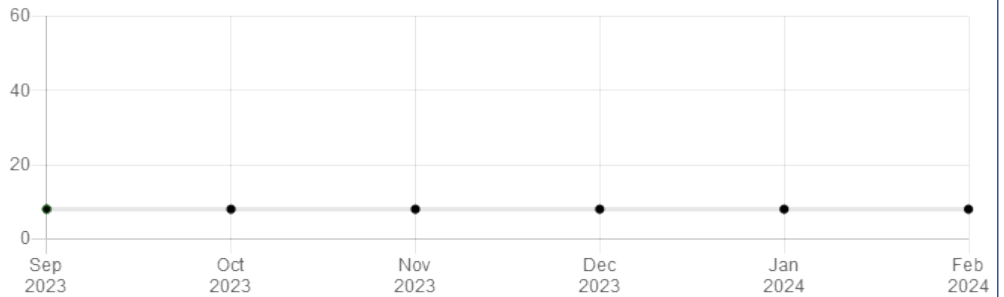
Highest Financial Line: \$18,000

Payment Summary

Average Days Beyond Terms 8

Experian DBT 3

D&B DBT 12 (Paydex: 72)



Dun & Bradstreet PAYDEX® Score

A unique, dollar weighted indicator of payment performance based on payment experiences, as reported to D&B by trade references. D&B must have three or more pieces of trade to calculate a PAYDEX Score.

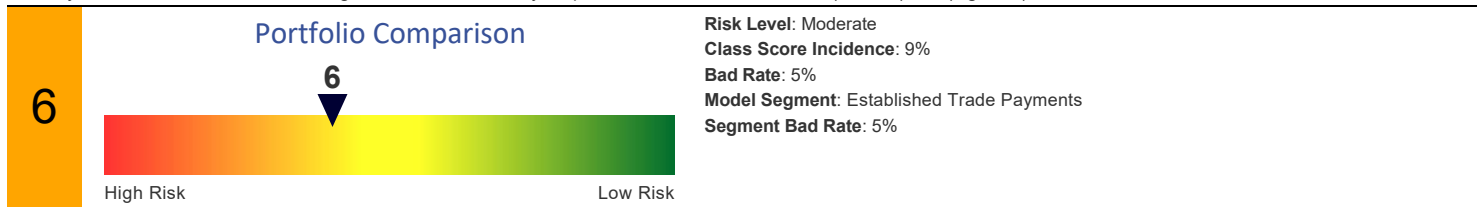
D&B PAYDEX:
72
(DBT: 12)

PAYDEX	Payment Practices
100	Anticipate
90	Discount
80	Prompt
70	15 Days Beyond Terms
60	22 Days Beyond Terms
50	30 Days Beyond Terms
40	60 Days Beyond Terms
30	90 Days Beyond Terms
20	120 Days Beyond Terms
1-19	Over 120 Days Beyond Terms
UN	Unavailable

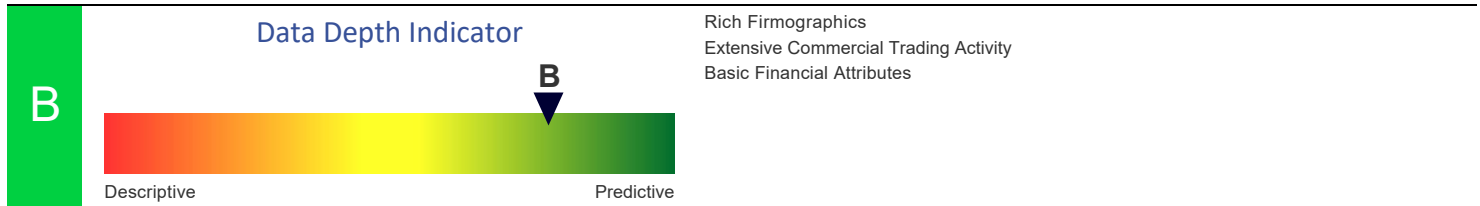
Dun & Bradstreet VIABILITY RATING



Viability Score assesses the probability that a company will no longer be in business within the next 12 months, compared to all U.S. businesses within the D&B database. The Viability Score is best used when ranking all businesses within your portfolio. Based on a scale of 1 (low risk) to 9 (high risk).



Portfolio Comparison refines the viability assessment of a company, comparing it only to businesses assigned a similar D&B "model segment" classification, which is determined by the amount and type of data available. The 4 model segment types include: *Available Financial Data*, *Established Trade Payments*, *Limited Trade Payments*, and *Firmographics & Business Activity*. Based on a scale of 1 (low risk) to 9 (high risk).



Data Depth Indicator represents the level of predictive data available for a company. This indicator is based on a scale from A – G, where A indicates the greatest level of predictive data, such as financial statements, and G reflects a minimal level of data, such as firmographics only.

G

Company Profile			
Financial Data	Trade Payment	Company Size	Years In Business
Not Available	Available	Large	Established

Financial Data: Not Available
Trade Payment: Available: 3+Trade
Company Size: Large: Employees:50+ or Sales: \$500K+
Years In Business: Established: 5+

Company Profile describes a company based on a combination of four categories: Financial Data Available, Number of Trade Payments, Company Size, and Years in Business. Based on a scale from A to Z where A is the largest and X is the smallest. Y is a branch and Z is a subsidiary.

Derogatory Item Summary

Bankruptcy	No	Judgments	0	Liens	2
Collections	1	Charge-Offs	0	NSF Checks	0
Most recent derogatory	N/A			Derogatory items in previous 24 months	N/A

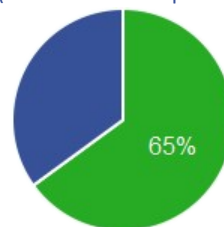
Balance Summary

Accounts	26
Total Balance	\$3,616,300
Recent High Credit	\$4,671,100
High 100% Current	\$25,900
Average Balance	\$139,088
Current	\$2,853,352 (79%)
1-30	\$754,523 (21%)
31-60	\$6,619 (0%)
61-90	\$716 (0%)
91+	\$1,090 (0%)

Balance to High Credit Ratio

(Total Balance / Total High Credit)

(Data Sources: Experian)



Balances At Risk (> 60 days past due)

Account Type	Recent High	Balance	Current	1-30	31-60	61-90	91+
PACKAGING	\$241,100	\$71,600	91%	8%	0%	1%	0%
MANUFCTRNG	\$59,100	\$21,800	46%	49%	0%	0%	5%

Total Balance at Risk: 3%

Credit Utilization Summary

Business Category	Total High Credit	Balance	Utilization
Total Available Credit	\$5,596,000	\$3,616,300	65%
AUTO RENTL	\$352,800	\$247,500	70%
AVIAT SUPL	\$24,800	\$0	0%
BUS SERVCS	\$26,000	\$25,900	100%
CERAMICS	\$0	\$0	0%
CHEMICALS	\$0	\$0	0%
CONSTRUCTN	\$0	\$0	0%
CRED CARD	\$6,500	\$0	0%
ELEC DISTR	\$10,300	\$10,300	100%
ELEC SUPLR	\$15,300	\$300	2%
FINCL SVCS	\$23,100	\$6,100	26%
FOOD	\$4,671,100	\$3,132,900	67%
FOOD DISTR	\$96,200	\$46,800	49%
INDUS SUPL	\$35,100	\$33,900	97%
LEASING	\$18,000	\$16,500	92%
MANUFCTRNG	\$59,100	\$21,800	37%
PACKAGING	\$241,100	\$71,600	30%
PERSNLSVCS	\$3,400	\$2,700	79%
PLUMBING	\$5,500	\$0	0%
TEMP HELP	\$7,700	\$0	0%
TRANSPORTN	\$0	\$0	0%

Credit Lines / High Credits

Credit Line Category	Accounts	Total Available Credit	Utilization
\$250,000 and Over	2	\$5,023,900	67%
\$100,000 - \$249,999	1	\$241,100	30%
\$50,000 - \$99,999	2	\$155,300	44%
\$15,000 - \$49,999	6	\$133,900	61%
\$1,000 - \$14,999	8	\$41,500	32%
Under \$1,000	7	\$300	100%


Top Recent High Credit Lines

Account Type	Recent High	Balance	Current	1-30	31-60	61-90	91+
FOOD	\$4,671,100	\$3,132,900	77%	23%	0%	0%	0%
AUTO RENTL	\$352,800	\$247,500	98%	2%	0%	0%	0%
PACKAGING	\$241,100	\$71,600	91%	8%	0%	1%	0%
FOOD DISTR	\$96,200	\$46,800	89%	5%	6%	0%	0%
MANUFCTRNG	\$59,100	\$21,800	46%	49%	0%	0%	5%
INDUS SUPL	\$33,500	\$33,500	70%	30%	0%	0%	0%
BUS SERVCS	\$26,000	\$25,900	100%	0%	0%	0%	0%
AVIAT SUPL	\$24,800	\$0	0%	0%	0%	0%	0%
LEASING	\$18,000	\$16,500	100%	0%	0%	0%	0%
FINCL SVCS	\$16,600	\$6,100	100%	0%	0%	0%	0%

Fraud Flags

Address Info for: CUISINE SOLUTIONS, INC, 2800 EISENHOWER AVE STE 450, ALEXANDRIA, VA 22314

 Address zone: Residential

 Corporate registration information available

Additional Company Background Information

Principal(s): STANISLAS VILGRAIN, CEO FELIPE HASSELMANN, CEO RONNIE LAI, SECRETARY Sales: \$64,114,000
 Primary SIC Code: FROZEN SPECIALTIES, NEC - 2038 Year Founded: 1972
 Secondary SIC Code: CANDY, NUT & CONFECTIONERY STORES - 5441 Years In Business: 52
 Additional SIC Codes: 5812, 2099 Business Type: Corporation

Diversity Information (data sources: D&B⁴)

No diversity information found

Secretary of State or Corporate Registration

The following information was provided by the state of DELAWARE

State of Origin: DE Charter Number: F0416299
 Date of Incorporation: 9/21/1982 DBA: CULINARY RESEARCH EDUCATION ACADEMY (ALE)
 Current Status: Active Agent: CORPORATION SERVICE COMPANY
 Business Type: Unknown Agent Address: 100 SHOCKOE SLIP FL 2 RICHMOND VA

Firmographics (data sources: D&B⁴)

Business Information

Name	DUNS #

Name	Cuisine Solutions, Inc.	DUNS #	058606187
Address	22445 Sous Vide Ln Ste 100, VA 20166-9383	Registered Address?	No

Doing Business As (DBA) Names

DBA	Culinary Research Education Academy (Crea) (Alexandria CI)
------------	--

Telephone #'s

Phone #	+1-703-270-2900
----------------	-----------------

Company Status

Operating Status	Start Date	Established Date	Incorporated Date	Years in Business
Operationally Active	1972	1972	1974-11-20	52
Small Business?	Standalone Business?	Agent?	Importer?	Exporter?
N/A	No	N/A	Yes	N/A

Legal Form & Registration

Legal Form	Legal Form Start Date	Legal Form Registration State
Corporation	1974-11-20	DE
Registration Status	Registered Name	Registered Address
N/A	CUISINE SOLUTIONS, INC.	
Registration Number	Registration Type	
06SQ3	Commercial And Government Entity Code	
52-0948383	Federal Taxpayer Identification Number (US)	
807236	Business Registration Number (US)	
E374H7MLAEM3	US General Services Administration Unique Entity Identifier	

Ownership

Ownership Type	Ownership Control Date
Publicly Traded Company	1972

Diversity Indicators

8-A Certified Business	N/A
Minority Owned Business	N/A
Veteran Owned Business	N/A
Vietnam Veteran Owned Business	N/A
Woman Owned Business	N/A

Most Senior Principal

Name	Title(s)	Association Start Date
Stanislas Vilgrain	Chief Executive Officer Chairperson	N/A

Employee Information

# of Employees	Employee Type
----------------	---------------

40 - Headquarters Only (Employs Here)	N/A
354 - Consolidated	Principals
# of Employees - Global Ultimate Parent	# of Employees - Domestic Ultimate Parent
354 - Consolidated	354 - Consolidated

Financial Information

Annual Sales Amount	Financial Period
\$255,686,122 USD - Consolidated	3/14/2022
Annual Sales Amount - Global Ultimate Parent	Annual Sales Amount - Domestic Ultimate Parent
\$255,686,122 USD - Consolidated	\$255,686,122 USD - Consolidated

Stock Exchange Information

Stock Ticker	Exchange Name
OTC:CUSI (primary)	OTC

Industry Information

Primary SIC & Description	Line of Business
5812 - Eating place	Eating place
Industry Code Type	Industry Code & Description
North American Industry Classification System 2022	722511 - Full-Service Restaurants
North American Industry Classification System 2022	722511 - Full-Service Restaurants
D&B Standard Industry Code	58120700 - Seafood restaurants
D&B Standard Industry Code	58120500 - Family restaurants
NACE Revision 2	5610 - Restaurants and mobile food service activities
US Standard Industry Code 1987 - 4 digit	5812 - Eating place
US Standard Industry Code 1987 - 4 digit	5812 - Eating place
D&B Hoovers Industry Classification	164 - Restaurants and Bars
D&B Standard Major Industry Code	G - Retail Sale

Corporate Linkage

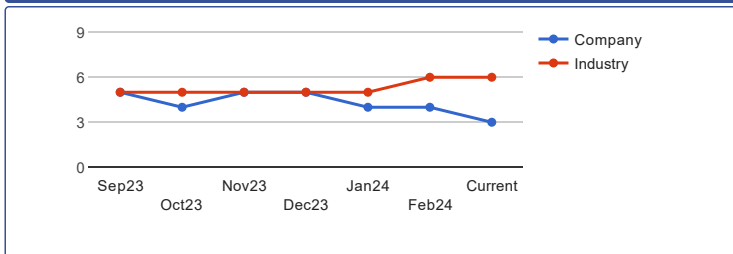
Linkage occurs when one business has financial and legal responsibility for another. Common linkage identifiers are used to identify these relationships. Corporate Linkage enables businesses to make better decisions through the identification of relationships within a corporate family.

Ultimate Parent — Top-most responsible member of the family tree.

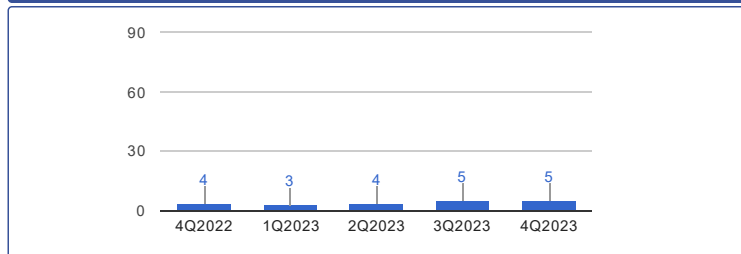
Immediate Parent — Parent refers to a business with a subsidiary. The Immediate Parent is the parent company for the business that is the subject of the profile.

Type of Location	Business Name	Address	Experian BIN
ULTIMATE PARENT	CUISINE SOLUTIONS, INC	2800 EISENHOWER AVE STE 450 ALEXANDRIA VA	713462105 *Matches inquired upon business
SUBSIDIARY	CUISINE SOLUTIONS FRANCE	ECOPARD DHEUDEBOUVILLE 1 ALLEE DES TILLEULS LOUVIERS Country: FRA	000028273
SUBSIDIARY	CONCEPT CUISINE SOLUTIONS SL	PASEO CASTELLANA 121 MADRID Country: ESP	016950051
SUBSIDIARY	CUISINE SOLUTIONS EUROPE	1 ALLEE DES TILLEULS HEUDEBOUVILLE Country: FRA	024615992
SUBSIDIARY	CREA	68 RUE DE CLERY PARIS Country: FRA	034180014
SUBSIDIARY	FIVELEAF, INC	2800 EISENHOWER AVE # 450 ALEXANDRIA VA Country: USA	926098117
BRANCH	CUISINE SOLUTIONS, INC	4408 WHEELER AVE ALEXANDRIA VA Country: USA	401386073
BRANCH	CUISINE SOLUTIONS, INC	4400 WHEELER AVE ALEXANDRIA VA Country: USA	549627350
BRANCH	CUISINE SOLUTIONS, INC	4106 WHEELER AVE ALEXANDRIA VA Country: USA	712730071
BRANCH	CUISINE SOLUTIONS, INC	8201 GREENSBORO DR STE 1200 MC LEAN VA Country: USA	713462104
BRANCH	CUISINE SOLUTIONS, INC	4303 WHEELER AVE ALEXANDRIA VA Country: USA	832623657
BRANCH	CUISINE SOLUTIONS, INC	6128 VALLEY VIEW DR ALEXANDRIA VA Country: USA	962606980
BRANCH	CUISINE SOLUTIONS, INC	4112 WHEELER AVE ALEXANDRIA VA Country: USA	977560253

6-Month Days Beyond Terms Trends



Quarterly Days Beyond Terms Trends (previous 5 quarters)



Monthly Payment Trends

Date Reported	Payment Trends Analysis				Account Status Days Beyond Terms				
	Industry		Business	Balance	Cur	1-30	31-60	61-90	91+
	Cur	DBT	DBT						
CURRENT	N/A	N/A	3	\$3,286,000	78%	22%			
02/2024	85%	6	4	\$4,332,800	75%	24%	1%		
01/2024	87%	5	4	\$4,466,300	74%	26%			
12/2023	88%	5	5	\$4,333,700	69%	31%			
11/2023	87%	5	5	\$4,325,400	67%	33%			
10/2023	89%	5	4	\$4,404,000	73%	27%			
09/2023	88%	5	5	\$4,865,600	67%	33%			

* Days Beyond Terms (DBT) is a dollar weighted calculation of the average number of days that payment was made beyond the invoice due date based on trades on file that have been updated in the previous 3 months.

Quarterly Payment Trends

Quarter	Payment History Quarterly Averages				Account Status Days Beyond Terms			
	Months	DBT	Balance	Cur	1-30	31-60	61-90	91+
Q4 - 2023	OCT-DEC	5	\$4,307,800	70%	30%			
Q3 - 2023	JUL-SEP	5	\$4,439,400	69%	31%			
Q2 - 2023	APR-JUN	4	\$3,810,600	76%	24%			
Q1 - 2023	JAN-MAR	3	\$3,594,200	83%	17%			
Q4 - 2022	OCT-DEC	4	\$3,368,000	74%	25%	1%		

* Days Beyond Terms (DBT) is a dollar weighted calculation of the average number of days that payment was made beyond the invoice due date based on trades on file that have been updated in the previous 3 months.

Legal Filings and Collections (data source: Experian¹)

Public records have been searched on county, state, and federal levels.

Filing Type	Total Filed	Total Balance	Total Collections	Original Balance	Amount Paid	Balance Remaining
Tax Liens	2	\$8,640	1	\$990	\$990	\$0
Judgments	0	\$0				
UCC Filings	19	n/a				

Trade Payments

Trade Payment Experiences (Trade lines with an (*) after date are newly reported)						Account Status Days Beyond Terms				Comments
Business Category	Date Reported	Payment Terms	Recent High Credit	Balance	Cur	1-30	31-60	61-90	90+	
AVIAT SUPL	03/2024	NET 30	\$24,800	\$0						
FOOD	03/2024	VARIED	\$4,671,100	\$3,132,900	77%	23%				
LEASING	03/2024	CONTRCT	\$18,000	\$16,500	100%					
AUTO RENTL	02/2024	NET 30	\$352,800	\$247,500	98%	2%				
ELEC SUPLR	02/2024	VARIED	\$15,000	\$0						
FINCL SVCS	02/2024	VARIED	\$16,600	\$6,100	100%					SATSFTRY
PACKAGING	02/2024	NET 30	\$241,100	\$71,600	91%	8%		1%		CUST 28 YR
FOOD DISTR	01/2024	VARIED	\$96,200	\$46,800	89%	5%	6%			CUST 25 YR
BUS SERVCS	12/2023	NET 36	\$26,000	\$25,900	100%					
LEASING	12/2023	NET 10	\$0	\$0						
PERSNLSVCS	12/2023	VARIED	\$3,400	\$2,700	100%					
PLUMBING	09/2023	NET 10	\$5,500	\$0						
MANUFCTRNG	05/2023	VARIOUS	\$0	\$0						
MANUFCTRNG	02/2023	VARIOUS	\$59,100	\$21,800	46%	49%			5%	
ELEC DISTR	10/2022	OTHER	\$10,300	\$10,300	61%	2%	37%			
CRED CARD	09/2022	REVOLVE	\$6,500	\$0						ACCTSOLD
TRANSPORTN	09/2022	NET 30	\$0	\$0						CUST < 1 Y
INDUS SUPL	08/2022	OTHER	\$33,500	\$33,500	70%	30%				
INDUS SUPL	08/2022	OTHER	\$1,600	\$400	100%					
TEMP HELP	06/2022	NET 7	\$7,700	\$0						CUST 5 YR
CERAMICS	05/2022	NET 30	\$0	\$0						
CONSTRUCTN	03/2022	VARIED	\$0	\$0						
FINCL SVCS	11/2021	CONTRCT	\$2,000	\$0						
FINCL SVCS	09/2021	NET 30	\$4,500	\$0						ACCTCLOSED
ELEC SUPLR	08/2021	NET 30	\$300	\$300	100%					
CHEMICALS	07/2021	VARIED	\$0	\$0						

Trade Payment Totals

Trade Payment Experiences				Account Status Days Beyond Terms				Comments
Type	Lines Reported	Recent High Credit	Balance	Cur	1-30	31-60	61-90	
Trade Lines Totals (last 12 months)	13	\$4,671,100	\$3,550,000	79%	21%			
Trade Lines Totals	26	\$4,671,100	\$3,616,300	79%	21%			

Credit Rating and Risk Score (data source: Ansonia Credit Data⁵)

Rating: 59K-2

The rating is the average monthly balance and average Days Beyond Terms for the rating period. 24K-32 represents an average monthly balance of \$24,000 with an average Days Beyond Terms of 32 days.

Risk Score: 90

- Low Risk > 87
- Medium Risk 70 - 87
- High Risk < 70

Additional Industry Trade Payment Data By Month (data source: Ansonia Credit Data⁵)

* Months with \$0 balance are not shown.

Trade Payment Experiences					Account Status Days Beyond Terms			
Date Reported	Companies Reporting	Balance	Cur	1-30	31-60	61-90	90+	Days Beyond Terms
02/2024	2	\$80,963	100%					0
01/2024	2	\$52,819	95%	5%				1
12/2023	2	\$128,376	96%	4%				1
11/2023	4	\$38,686	79%	20%				3
10/2023	4	\$35,653	69%	22%	8%			8
09/2023	2	\$20,160	85%	13%			1%	3
08/2023	2	\$53,705	84%	15%				3
07/2023	2	\$32,147	99%					1
06/2023	3	\$19,152	97%	1%			1%	2
05/2023	2	\$15,954	100%					0
04/2023	1	\$15,128	100%					0
03/2023	2	\$175,825	94%		6%			2
02/2023	3	\$309,572	97%	3%				1
01/2023	4	\$333,494	60%	40%				6
12/2022	2	\$248,778	89%	8%	2%			2
11/2022	3	\$605,398	97%	3%				1
10/2022	3	\$860,352	84%	16%				2
09/2022	3	\$1,035,270	79%	21%				3
08/2022	3	\$770,907	89%	11%				1
07/2022	3	\$668,756	85%	15%				2
06/2022	3	\$738,569	81%	19%				3
05/2022	4	\$990,829	80%	20%				3
04/2022	3	\$984,660	61%	39%				6
03/2022	3	\$1,035,669	74%	26%				4
02/2022	4	\$727,660	84%	16%				3

Additional Industry Trade Payment Data By Sector (data source: Ansonia Credit Data⁵)

Trade Payment Experiences					Account Status Days Beyond Terms				
Industry Sector	Date Reported	Companies Reporting	Balance	Cur	1-30	31-60	61-90	90+	Days Beyond Terms
THIRD PARTY LOGISTICS	02/2024	1	\$4,408	100%					0
THIRD PARTY LOGISTICS	01/2024	1	\$2,799	21%	79%				12
THIRD PARTY LOGISTICS	12/2023	1	\$39,086	100%					0
THIRD PARTY LOGISTICS	11/2023	2	\$11,975	43%	57%				8
THIRD PARTY LOGISTICS	10/2023	2	\$30,703	65%	26%	9%			8
THIRD PARTY LOGISTICS	09/2023	1	\$19,878	86%	14%				2
THIRD PARTY LOGISTICS	08/2023	1	\$53,423	85%	15%				2
THIRD PARTY LOGISTICS	07/2023	1	\$31,865	100%					0
THIRD PARTY LOGISTICS	06/2023	1	\$18,745	99%					0

Trade Payment Experiences

Account Status
Days Beyond Terms

Industry Sector	Date Reported	Companies Reporting	Balance	Cur	1-30	31-60	61-90	90+	Days Beyond Terms
THIRD PARTY LOGISTICS	05/2023	1	\$15,829	100%					0
THIRD PARTY LOGISTICS	04/2023	1	\$15,128	100%					0
THIRD PARTY LOGISTICS	03/2023	1	\$31,363	100%					0
THIRD PARTY LOGISTICS	02/2023	1	\$13,263	100%					0
THIRD PARTY LOGISTICS	01/2023	1	\$15,090	100%					0
THIRD PARTY LOGISTICS	12/2022	1	\$68,475	81%	11%	9%			5
THIRD PARTY LOGISTICS	11/2022	2	\$425,906	96%	4%				1
THIRD PARTY LOGISTICS	10/2022	2	\$700,265	80%	20%				3
THIRD PARTY LOGISTICS	09/2022	2	\$760,257	88%	12%				1
THIRD PARTY LOGISTICS	08/2022	2	\$622,377	86%	14%				2
THIRD PARTY LOGISTICS	07/2022	2	\$520,199	82%	18%				3
THIRD PARTY LOGISTICS	06/2022	2	\$500,653	90%	10%				1
THIRD PARTY LOGISTICS	05/2022	2	\$765,381	88%	12%				2
THIRD PARTY LOGISTICS	04/2022	2	\$823,487	53%	47%				7
THIRD PARTY LOGISTICS	03/2022	2	\$881,490	70%	30%				5
THIRD PARTY LOGISTICS	02/2022	2	\$585,161	80%	19%				4
LEASING	03/2023	1	\$144,462	93%		7%			3
LEASING	02/2023	1	\$296,027	97%	3%				1
LEASING	01/2023	1	\$318,058	58%	42%				6
LEASING	12/2022	1	\$180,303	93%	7%				1
LEASING	11/2022	1	\$179,492	100%					0
LEASING	10/2022	1	\$160,087	100%					0
LEASING	09/2022	1	\$275,013	54%	46%				7
LEASING	08/2022	1	\$148,530	100%					0
LEASING	07/2022	1	\$148,557	97%	3%				0
LEASING	06/2022	1	\$237,916	62%	38%				6
LEASING	05/2022	1	\$224,696	55%	45%				7
LEASING	04/2022	1	\$161,173	100%					0
LEASING	03/2022	1	\$154,179	97%	3%				0
LEASING	02/2022	1	\$141,583	97%	3%				1
LESS THAN TRUCKLOAD CARRIER	11/2023	1	\$282					100%	105
LESS THAN TRUCKLOAD CARRIER	10/2023	1	\$282					100%	105
LESS THAN TRUCKLOAD CARRIER	09/2023	1	\$282					100%	105
LESS THAN TRUCKLOAD CARRIER	08/2023	1	\$282					100%	105
LESS THAN TRUCKLOAD CARRIER	07/2023	1	\$282					100%	105
LESS THAN TRUCKLOAD CARRIER	06/2023	1	\$282					100%	105
LESS THAN TRUCKLOAD CARRIER	02/2023	1	\$282		100%				15
LESS THAN TRUCKLOAD CARRIER	01/2023	1	\$282	100%					0
LESS THAN TRUCKLOAD CARRIER	05/2022	1	\$752	100%					0
MANUFACTURING	06/2023	1	\$125		100%				15
MANUFACTURING	05/2023	1	\$125	100%					0
MANUFACTURING	01/2023	1	\$64	100%					0
MANUFACTURING	02/2022	1	\$916	100%					0

Trade Payment Experiences

Industry Sector	Date Reported	Companies Reporting	Balance	Cur	1-30	31-60	61-90	90+	Days Beyond Terms
FULL TRUCKLOAD CARRIER	02/2024	1	\$76,555	100%					0
FULL TRUCKLOAD CARRIER	01/2024	1	\$50,020	99%					0
FULL TRUCKLOAD CARRIER	12/2023	1	\$89,290	94%	6%				1
FULL TRUCKLOAD CARRIER	11/2023	1	\$26,429	97%	3%				0
FULL TRUCKLOAD CARRIER	10/2023	1	\$4,668	100%					0

Collection Filings

Date Placed	Status	Original Balance	Outstanding Balance	Date Closed	Agency	Agency Phone
11/2023	Paid in Full	\$990	\$0	01/1/2024	A.G. ADJUSTMENTS LTD	631-425-8800

Bankruptcies

No bankruptcy information was found after an extensive search of public record data.

Tax Liens

File Date	Filing Type	Status	Amount	Filing Number	Jurisdiction
05/25/2021	STATE TAX	LIEN	\$7,421	6679681	SHAWNEE COUNTY DISTR
02/07/2019	STATE TAX	LIEN	\$1,219	201901102	CUMBERLAND COUNTY CO

Judgments

No judgment or attachment liens were found after an extensive search of public record data.

UCC Filings

Public records have been searched on county, state, and federal levels.
There are 19 UCC filings for this company.

Date Filed	Status	Document Number	Filing Location	Secured Party	Collateral Codes
08/14/2023	FILED	20235544340	SEC OF STATE DE	ROBERT REISER AND COMPANY MA CANTON 02021 725 DEDHAM STREET	UNDEFINED
04/25/2023	FILED	202304250053932	SEC OF STATE VA	XEROX FINANCIAL SERVICES CT NORWALK 06856 201 MERRITT 7	EQUIP, AFTER ACQUIRED PROP, UNDEFINED
03/29/2023	FILED	20232381589	SEC OF STATE DE	ROBERT REISER AND COMPANY MA CANTON 02021 725 DEDHAM STREET	UNDEFINED
11/30/2022	FILED	20229866070	SEC OF STATE DE	BFG CORPORATION IL BANNOCKBURN 60015 2801 LAKESIDE DRIVE, SU	EQUIP
08/05/2022	FILED	2022 6566525	SEC OF STATE DE	CORPORATION SERVICE COMPANY, AS REPRESENTEN IL SPRINGFIELD 6270	EQUIP, AFTER ACQUIRED PROP, UNDEFINED
10/06/2020	FILED	202010060066403	SEC OF STATE VA	XEROX FINANCIAL SERVICES CT NORWALK 06856 201 MERRITT 7	
02/13/2020	FILED	200006314036	SEC OF STATE TX	CORPORATION SERVICE COMPANY, AS REPRESENTEN IL SPRINGFIELD 6270	
10/02/2019	FILED	2019 6851047	SEC OF STATE DE	ROBERT REISER & CO., INC. MA CANTON 02021 725 DEDHAM STREET	EQUIP

Date Filed	Status	Document Number	Filing Location	Secured Party	Collateral Codes
07/03/2019	FILED	2019 4613373	SEC OF STATE DE	CORPORATION SERVICE COMPANY, AS REPRESEN IL SPRINGFIELD 6270	EQUIP, FURN & FIX, INVENTORY, AFTER ACQUIRED PROP, UNDEFINED
07/03/2019	FILED	2019 4615634	SEC OF STATE DE	CORPORATION SERVICE COMPANY, AS REPRESEN IL SPRINGFIELD 6270	EQUIP, FURN & FIX, INVENTORY, AFTER ACQUIRED PROP, UNDEFINED
07/03/2019	FILED	2019 4615642	SEC OF STATE DE	CORPORATION SERVICE COMPANY, AS REPRESEN IL SPRINGFIELD 6270	EQUIP, FURN & FIX, INVENTORY, AFTER ACQUIRED PROP, UNDEFINED
07/03/2019	FILED	2019 4615659	SEC OF STATE DE	CORPORATION SERVICE COMPANY, AS REPRESEN IL SPRINGFIELD 6270	EQUIP, FURN & FIX, INVENTORY, AFTER ACQUIRED PROP, UNDEFINED
07/03/2019	FILED	2019 4615667	SEC OF STATE DE	CORPORATION SERVICE COMPANY, AS REPRESEN IL SPRINGFIELD 6270	EQUIP, FURN & FIX, INVENTORY, AFTER ACQUIRED PROP, UNDEFINED
07/03/2019	FILED	2019 4615675	SEC OF STATE DE	CORPORATION SERVICE COMPANY, AS REPRESEN IL SPRINGFIELD 6270	EQUIP, FURN & FIX, INVENTORY, AFTER ACQUIRED PROP, UNDEFINED
07/03/2019	FILED	2019 4615683	SEC OF STATE DE	CORPORATION SERVICE COMPANY, AS REPRESEN IL SPRINGFIELD 6270	EQUIP, FURN & FIX, INVENTORY, AFTER ACQUIRED PROP, UNDEFINED
07/03/2019	FILED	2019 4615691	SEC OF STATE DE	CORPORATION SERVICE COMPANY, AS REPRESEN IL SPRINGFIELD 6270	EQUIP, FURN & FIX, INVENTORY, AFTER ACQUIRED PROP, UNDEFINED
07/03/2019	FILED	2019 4615709	SEC OF STATE DE	CORPORATION SERVICE COMPANY, AS REPRESEN IL SPRINGFIELD 6270	EQUIP, FURN & FIX, INVENTORY, AFTER ACQUIRED PROP, UNDEFINED
07/03/2019	FILED	2019 4615717	SEC OF STATE DE	CORPORATION SERVICE COMPANY, AS REPRESEN IL SPRINGFIELD 6270	EQUIP, FURN & FIX, INVENTORY, AFTER ACQUIRED PROP, UNDEFINED
07/03/2019	FILED	2019 4615725	SEC OF STATE DE	CORPORATION SERVICE COMPANY, AS REPRESEN IL SPRINGFIELD 6270	EQUIP, FURN & FIX, INVENTORY, AFTER ACQUIRED PROP, UNDEFINED

Dun & Bradstreet Lawsuits

No lawsuit information was found after an extensive search of public record data.

OFAC Alert

Results for: CUISINE SOLUTIONS, INC (CUISINE SOLUTIONS)

No OFAC hits found

We are providing the Office of Foreign Assets Control (OFAC) Alert Due Diligence Guide, below, as an aid to facilitate a determination of what further compliance action, if any, should be considered. As a reminder, Client may not use OFAC Alert as part of its decision-making process for determining an individual's eligibility for any credit or any other purpose authorized under the FCRA.

OFAC ALERT DUE DILIGENCE GUIDE

The following guidance is provided for clients receiving OFAC Alert notices indicating some level of match with a person on the OFAC List.

Notices:

- I. Do **NOT** use this Alert to determine an individual's eligibility for any credit or any other purpose authorized under the FCRA. This Alert is **NOT** a consumer report. It is only an Alert for you to take further due diligence steps.
- II. Business Credit Reports assumes no liability for any errors or omissions in this guide. While this guide is intended to facilitate OFAC compliance, its use does not guarantee compliance with applicable law.

Recommended Due Diligence Steps:

- A. Access: <https://sanctionssearch.ofac.treas.gov/>
- B. Locate the name in question.

Compare the complete OFAC entry with all of the information you have on the subject of your request. An OFAC entry often will have a full name, address, nationality, passport, tax ID or cedula number, place of birth, date of birth, former names and aliases.

If you are missing a lot of this information for your subject, contact the individual or company for additional information and then compare the complete information against the information provided in the OFAC entry.

The following are False Positive Review Standard Match Comparison Guidelines:

- Company Name Match - Compare the words in the Company Names.
- Name Match - Compare the First and Last Names.
- Middle Name Match - Compare the Middle Names/Initials.
- Address Match - Compare Street Addresses.
- City/State Match - Compare city and state information.
- Date of Birth - Compare DOB and/or ages, if provided.
- Spouse - Compare the spouse names if the information is provided.
- Occupation - Compare the occupation if the information is provided.
- Suffix/Title/Prefix - Compare the suffix/title/prefix if the information is provided.

C. Are there a number of similarities or exact matches?

- If yes, please call the OFAC hotline at [1-800-540-6322](tel:1-800-540-6322).
- If no, you do not have a valid match. However, if you have reason to know or believe that allowing this person to do business in the United States would violate any of the Department of the Treasury or other Regulations, you should call the OFAC hotline and explain this knowledge or belief.

Much of the above information is from the due diligence steps recommended by the U.S. Department of Treasury for handling and reporting Office of Foreign Assets Control (OFAC) hits. To ensure you have the most recent version of the due diligence steps, please go to: <https://ofac.treasury.gov/faqs/all-faqs>

¹ Experian data for: CUISINE SOLUTIONS, INC, 2800 EISENHOWER AVE STE 450, ALEXANDRIA, VA 22314 (Experian File # 713462105 established 06/1/1991)

The information herein is furnished in confidence for your exclusive use for legitimate business purposes and shall not be reproduced. Neither Experian Inc. nor its sources or distributors warrant such information nor shall they be liable for your use or reliance upon it.

⁴ D&B data for: CUISINE SOLUTIONS, INC., 22445 SOUS VIDE LN STE 100, VA 20166-9383 (DUNS # 058606187)

The information herein is furnished in confidence for your exclusive use for legitimate business purposes and shall not be reproduced. Neither Dun & Bradstreet Inc. nor its sources or distributors warrant such information nor shall they be liable for your use or reliance upon it.

⁵ The information herein is furnished in confidence for your exclusive use for legitimate business purposes and shall not be reproduced. Neither Ansonia Credit Data nor its sources or distributors warrant such information nor shall they be liable for your use or reliance upon it.